



All Rights Reserved Worldwide © Jim Green 2005

Thank you for purchasing the '**Secret to Cracking the ClickBank Code**'.

Study the material carefully on your first reading and then read it all over again, cross-referencing as required by using the built-in search engine to switch back and forth from one page to another.

Do it this way and you will get the best out of the secret that will enable you to sell multiple produce on multiple websites on a single Clickbank \$49 fee.

*Jim Green*

**Please Note:**

This product is yours and yours alone.

**You must neither sell it nor give it away under any circumstances.**

## Preface

The secret to cracking the ClickBank Code **has its beginning in the end** of the process that leads to fulfilment of your incoming orders and delivery of produce to your customers.

I could stop right here and let you in on the secret...



But that would not do you any favors.


To implement my secret system is as simple as ABC but to sell all your digital products *consistently* on a single fee of \$49, it is essential that you understand the basics of fulfilling orders through ClickBank - and other payment processing services.

Even if you already know this stuff a brief refresher won't do any harm.

Let's start then at the beginning where I show you how I do it and progress to the end where I reveal my secret on "Cracking the ClickBank Code"...

## Cashing in on automatic payment processing

You save every which way when you use automatic payment processing for your digital wares: time, money, effort.



The question is which system to use.

I have never applied for merchant status.

It's too expensive and besides, I don't like using shopping carts ☺

Instead I share my custom between ClickBank and PayPal.

ClickBank has a one-time start-up fee of \$49; Paypal does not.

But why use both when you can get it all for free at PayPal?

Just this: ClickBank has the edge in my experience.

75 percent of my overall orders come through ClickBank; only 25 percent via PayPal.

Why this should be so I do not know – but it is – and I am aware of several other online operators who share a similar experience.

### **The best of both worlds**

I will continue to use both systems because I'd be throwing away three-quarters of my business if I stuck with one system exclusively – and a quarter if I opted for the other.

## **As your product list grows and grows...**

It's a wonderful feeling when your first digital order materialises.

It gets even better though when your inbox is stuffed on a daily basis with messages like 'Invoice from ClickBank' and 'You have Money at PayPal'.



And so it goes on...

Success with your first product drives you to develop more - or source new creations elsewhere.

But this seemingly effortless success signals a potential danger point; a point at which you may be tempted to ditch ClickBank.

After all...

1. Few people can afford to shell out \$49 every time a new product is launched
2. PayPal is not only free but it charges less on sales commission

**Do not be tempted...**



You'll have the secret to cracking the ClickBank Code in a few minutes from now (I ☺ promise) and you won't ever require to shell out another \$49 each time you launch a new product.

## **Everyone takes the 'thank you' page for granted**

People regard the 'Thank You' page as a purely functional device; something the payment processor requires; somewhere to place your download link.

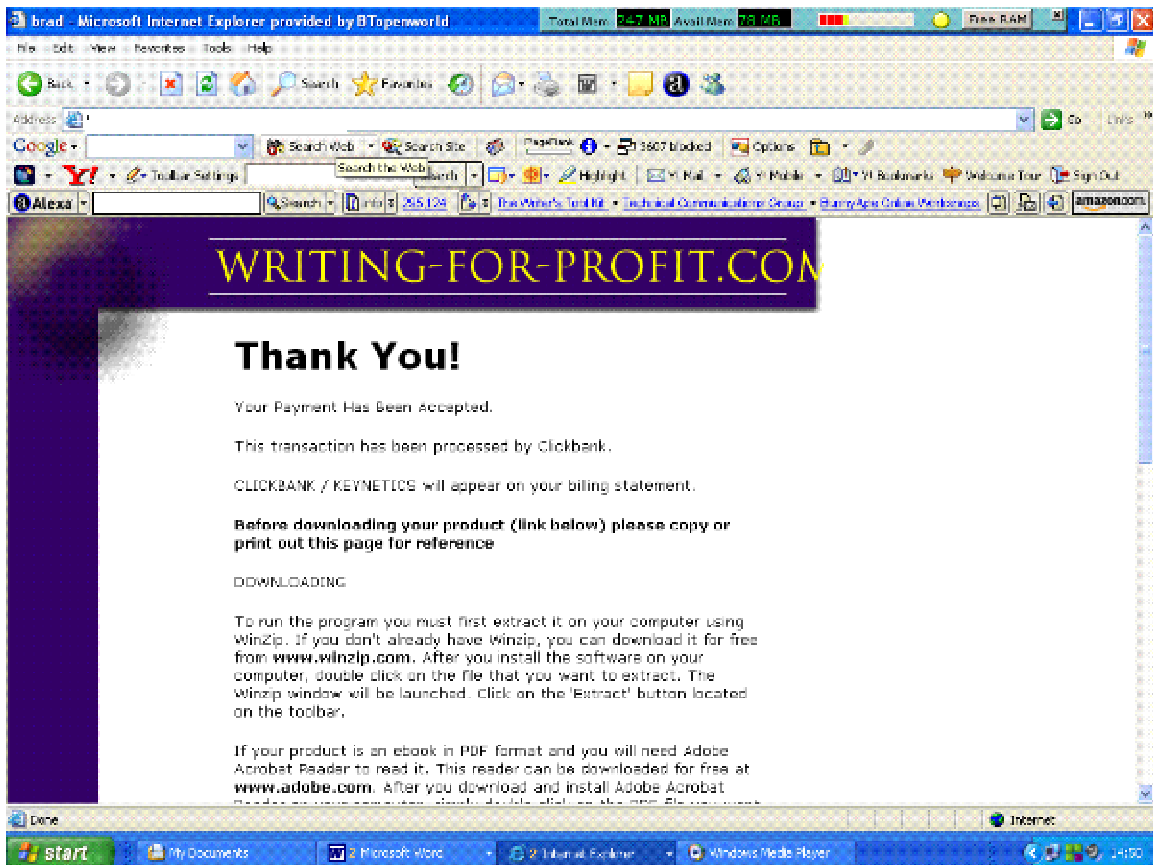
PayPal does it for you; ClickBank does not.



And therein resides the doorway for access to the secret for cracking the code...

## Everyone misses out on my ‘thank you’ page secret

Look at this example of one of my own ‘Thank You’ pages.



It's bland, it's boring, and it looks like any other ‘Thank You’ page.

**But it isn't** – and I'll tell you why in a moment...

# How I stumbled on the secret for cracking the ClickBank code



I started out several years ago like everyone else; one website, one product, one 'thank you' page, one payment processor: ClickBank.

Sales were steady to begin with and proceeded to increase in number by the month. All in all I was well satisfied with my little online venture.

As time went by I developed a second product, a third, a fourth, a fifth.

They were all housed in the same website on the same server as were their respective 'thank you' pages.

But what did I find?

I found that returns for products 2-5 were disappointing and worse still sales for my initial creation had slumped alarmingly.

I had lost my exclusivity.

So I made a vital change to my marketing strategy.

- **I moved products 2-6 to another web host and gave each its own individual website and its own payment processor: PayPal.**

I had reclaimed my exclusivity and the returns for my new produce began to take off, encouraging me to forge ahead and create more.

One thing niggled at me though...

Although PayPal was producing results they were not at the level I had enjoyed with product No.1 (which was incidentally making a comeback in its trimmed down website).

## **Then I thought ‘What if?’**

What if I could find a way around the ClickBank drawbacks of either housing my ever-growing produce in one website or forking out \$49 to maintain exclusivity each time I launched a new line?

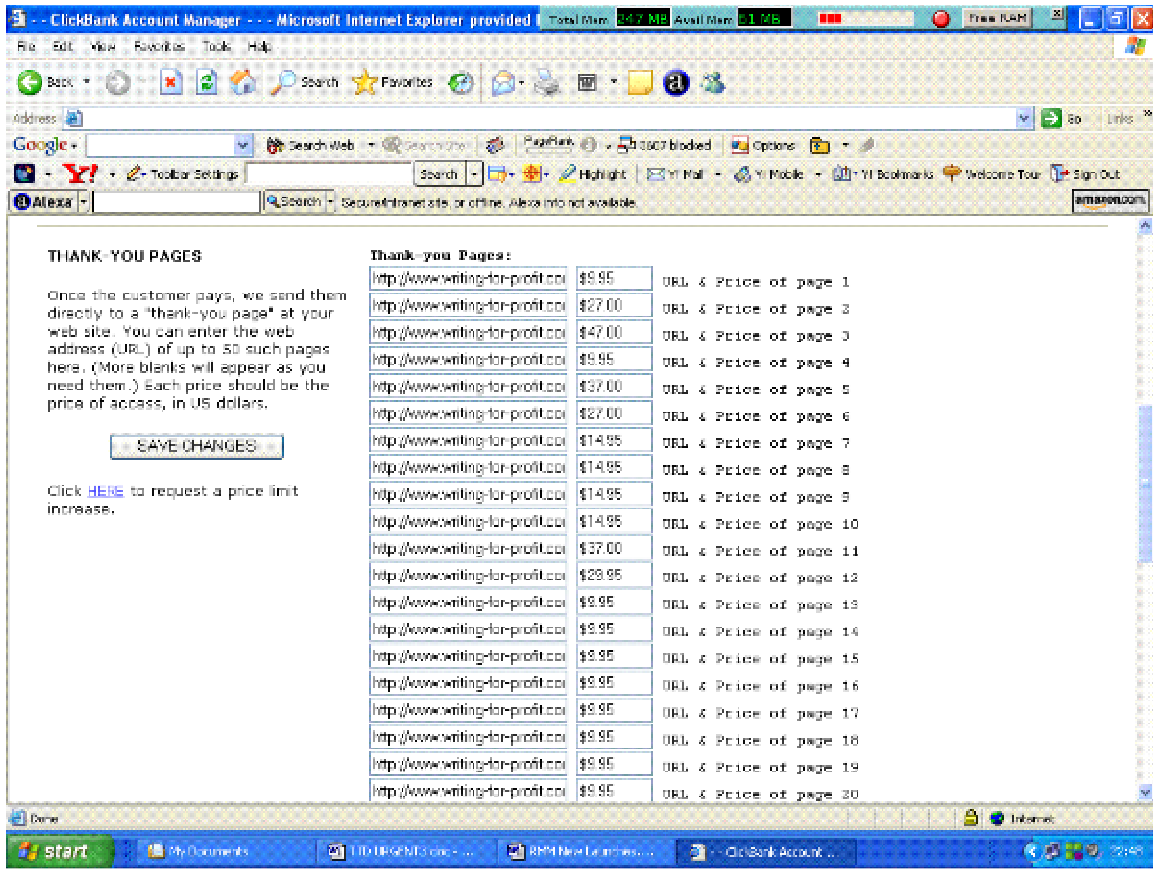
If I could manage that I could have the best of both worlds and use **two** payment processors for the entire range.

While I was looking around for a solution I was also in the process of launching Product No.7 and once again I thought ‘What if?’

What if I took the bull by the horns and used **both processors** on this occasion?

Use ClickBank despite the fact that my product was on one website on one server and its respective ‘thank you’ page would be on another site and another server i.e. the one housing Product No.1.

Now look at this ClickBank screen shot...



Although you only see 20 'Thank You' pages listed it does in fact extend to 30 more, covering my entire range of 50 products.

**The first 'Thank You' page listed relates to my very first product which is the only one whose website is situated on the same server as its 'Thank You' page...**



**It works!**

And now here is how to do it...

## Your 4-point plan for cracking the ClickBank code...

1. To comply with ClickBank policy you must position your first **product website** and its **'Thank You' page** on the same server. In my own case I used Site Build It! <http://www.sitesell.com/interactive1.html>
2. Use a **second web host and server** for **all future produce** and ensure that each product has its own individual website so that it retains its exclusivity. That way you can utilise the power of specific keyword phrasing in the optimization of your pages. I use ThirdSphere <http://www.thirdsphere.com/plus/?id=xstcreat> because it provides the facility to **create and host dozens, hundreds, even 1000s of websites** on a single monthly hosting fee of only **\$24.95!**
3. Create the 'Thank You' pages for all new products **on the website edit suite of your first product** and **save these pages in the same website on the same server**. This third point is vital.
4. Add each new **product download URL** to the ClickBank 'Thank You' pages listing – just as I have done in the screen shot. Your digital products can of course be uploaded to any server where there is space at your disposal. I have always used <http://www.o-f.com> which is an excellent service.

## Final Tip

Now that you will be conserving cash with all your products selling on one ClickBank fee, here's how to galvanize exposure for your websites and in consequence explode sales. This system is so simple to operate that even a novice can master it in minutes. The results are awesome!

<http://hop.clickbank.net/?writing333/trafficeq>



## **When you've done it once...**

Do it again and again and save \$49 each time you launch a new product and use ClickBank as your payment processor...

Good luck!



All Rights Reserved Worldwide © Jim Green 2005

ClickBank® is a registered trademark of Keynetics Inc., a Delaware corporation. Howtoproducts-xl.com is not affiliated with Keynetics Inc. in any way, nor does Keynetics Inc. sponsor or approve any howtoproducts-xl.com product. Keynetics Inc. expresses no opinion as to the correctness of any of the statements made by howtoproducts-xl.com on the material in this document.

---